

AMP Australian Equity Index Fund

Wholesale Investor (O Class)
Monthly Update for April 2025



Description

The Fund invests primarily in large cap, mid cap and small cap Australian securities listed on the Australian Securities Exchange and seeks to replicate the return of the S&P/ASX 300 Total Return Index. The S&P/ASX 300 Total Return Index includes the large cap, mid cap and small cap components of the S&P/ASX index family.

Investment Objective

The Fund aims to track the return of the S&P/ASX 300 Total Return Index (net dividends reinvested) before taking into account fees, expenses and tax.

Key Information

APIR code	AMP9555AU
Manager name	AMP Investments (National Mutual Funds Management Ltd)
Inception date	18 May 2020
Withdrawal frequency	Daily
Distribution frequency	Half-yearly
Minimum investment horizon	7 years
Investment management fee⁽ⁱ⁾	0.08% pa
Total indirect costs⁽ⁱⁱ⁾	0.00% pa
Performance fee	0.00% pa
Buy/Sell spread	0.05%/0.05%
Risk level (1-7)	7 – Very High
Total fund size (millions)	\$ 9,413.4

(i) You should refer to the current PDS or other offer document for the relevant Fund available at amp.com.au/investments for the latest ongoing annual fees and costs as well as member activity-related fees and costs (if applicable).

(ii) Total indirect costs are taken from the latest PDS available dated 13 May 2024.

Why AMP Australian Equity Index?

1. Low-cost way to access a diverse range of underlying securities.
2. Passive security replicating standard indices and deliver consistent performance.
3. An efficient investment solution leveraging market leading expertise and scale.
4. Highly liquid investment.

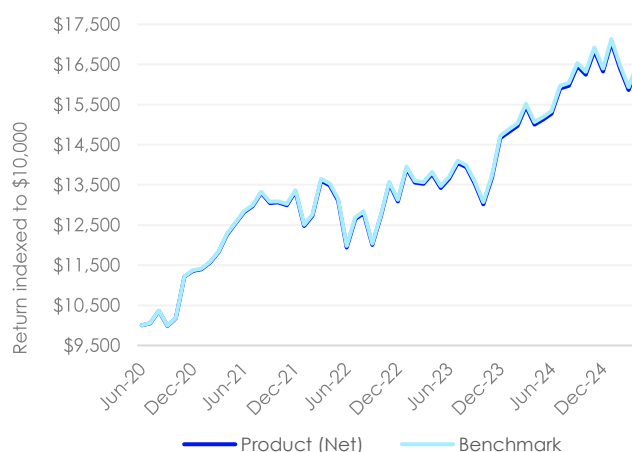
Target Investor

This product is intended for a consumer who is seeking capital growth and potentially some income distributions. It has a very high risk/return profile and is intended for use for up to a core component of an investment portfolio. It is likely to be consistent with the financial situation and needs of a consumer with a minimum investment timeframe of 7 years and who is unlikely to need to withdraw their money on less than one week's notice.

Growth of \$10,000 invested

Cumulative monthly returns net of fees

30 June 2020 to 30 April 2025

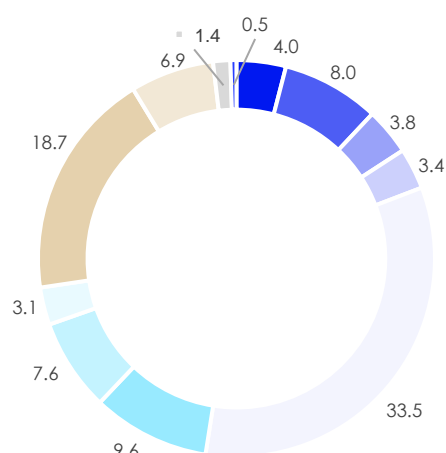


Performance History

Performance ⁽ⁱ⁾	1 mth (%)	3 mth (%)	6 mth (%)	1 yr (%)	3 yr (% pa)	Since Inception (% pa)
Gross return	3.63	-3.62	1.19	9.59	6.90	12.43
Net return after fees	3.59	-3.66	1.13	9.48	6.80	12.29
Benchmark	3.60	-3.66	1.14	9.54	6.85	12.39

(i) Past performance is not a reliable indicator of future performance.


Global Industry Classification Standard



Asset class	Actual allocation (%)
Communication Services	4.0
Consumer Discretionary	8.0
Consumer Staples	3.8
Energy	3.4
Financials	33.5
Futures	-0.5
Health Care	9.6
Industrials	7.6
Information Technology	3.1
Materials	18.7
Real Estate	6.9
Utilities	1.4
Cash	0.5
Allocation data may not add to 100% due to rounding	

Top 10 holdings

Australian Shares	Weight (%)
BHP Group Ltd	7.71
CSL Ltd	4.85
Westpac Banking Corp	4.49
National Australia Bank Ltd	4.42
Wesfarmers Ltd	3.54
Australia & New Zealand Banking Group Ltd	3.54
Macquarie Group Ltd	2.73
Goodman Group	2.43
Telstra Group Ltd	2.08
BHP Group Ltd	7.71



Duy To Head of Public Markets

Duy is the Head of Public Markets and portfolio manager for the Australian Shares and Emerging Markets sector portfolios. In this role he is responsible for leading investment strategy, portfolio construction and manager selection across the Public Markets team. Duy has over 14 years' experience in investment management specifically focused on managing multi-manager portfolios. He joined AMP Capital in October 2007. Prior to this, he held various pricing and valuation actuarial analyst roles at AMP Financial Services and AXA Asia Pacific across wealth management, annuities, individual risk and group risk product lines. He has also worked as a Financial Analyst at the ACT Department of Treasury. Duy holds a double degree in Actuarial Studies and Commerce from ANU. He is an Associate of the Institute of Actuaries and a CFA charter holder. Duy is currently undertaking a PhD in Finance at Bond University.

What you need to know

While every care has been taken in the preparation of this document, NMFM makes no representation or warranty as to the accuracy or completeness of any statement in it including without limitation, any forecasts. Actual future results and operations could vary materially from any forecasts, estimates, or opinions. NMFM will not necessarily update the recipient of this document if any facts set out in this document subsequently change. This document has been prepared for the purpose of providing general information, without taking account of any particular investor's objectives, financial situation or needs. Investors should, before making any investment decisions, consider the appropriateness of the information in this document, and seek professional advice, having regard to their objectives, financial situation and needs.

ipac Asset Management Limited (ABN 22 003 257 225, AFSL 234655) (IAML), is the responsible entity of the AMP Australian Equity Index Fund and the issuer of the units in the Fund. To invest in the Funds, investors will need to obtain and consider the current PDS or other offer document for the relevant Funds available at amp.com.au/investments-pds, TMD available at amp.com.au/investments-tmd and our FSG online. The Offer Document contains important information about investing in the Fund and it is important that investors read the Offer Document before making a decision about whether to acquire units in the Fund. Neither IAML, NMFM nor any other company in the AMP Group guarantees the repayment of capital or the performance of any product or any particular rate of return referred to in this document. Past performance is not a reliable indicator of future performance.