

ipac INCOME GENERATOR

Monthly communication — Direct investment

April 2025


The ipac Income Generator aims to provide investors with a reliable and stable monthly income that rises over time to keep pace with inflation.


It does this by investing through specialist investment managers across a diversified mix of assets including shares, bonds, property trusts and infrastructure. While the Fund’s focus is on income generation, it also aims to achieve some capital growth over the medium to longer term to help meet the rising cost of living.

- Tax effective


Reliable regular income

Help meet living expenses

Replace a salary in retirement
- 







This month in brief

Portfolio performance & activity

The Fund produced a positive in April, which was pleasing considering the strong market volatility caused by US trade policy. The main driver of the positive return was Australian shares' relative strength. Our defensive alternatives manager, SouthPeak, aided the return due to solid performance from the long volatility components of their investment strategy. A newly introduced, systematic asset allocation model ('DAA') also aided the return, as did other active allocation decisions, due predominantly to a short Australian dollar versus long Japanese yen position.

Positioning

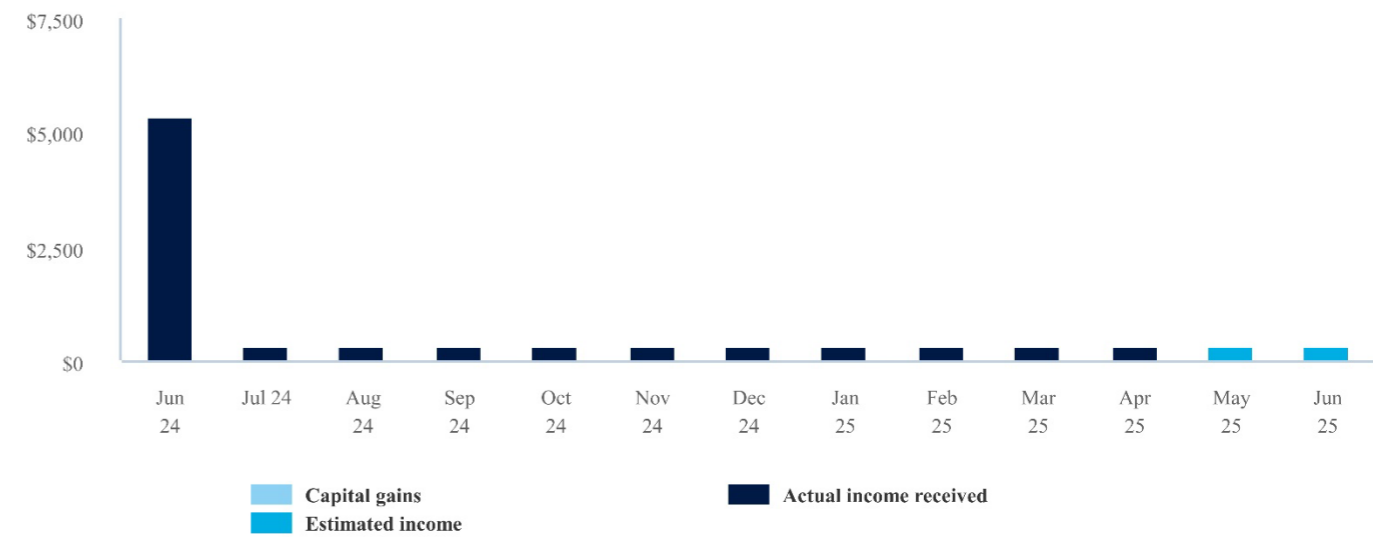
We added modestly to the Fund’s listed infrastructure holdings during April, an asset class that has been a solid performer in recent times given inflation linkages to cash flows. We’ve remained slightly defensively position in equities since early February, while we hold additional hedging through our short Australian dollar versus long Japanese yen position. We anticipate ongoing interest rate increases from the Bank of Japan over the course of the year to help the yen to appreciate.

Outlook

In these unpredictable times, and we’re cognisant the current cessation of trade hostilities may prove temporary. Thus, we remain defensively positioned, but also ready to respond to opportunities as they present. Corporate and household balance sheets appear to be in good shape, with usual excesses in corporate leverage largely absent. Therefore, should a recession occur, we believe it would be both shallow and short; and followed by a strong recovery. Any recession fear-driven market decline would likely provide an excellent opportunity to tilt the portfolio back towards equities at discounted prices.

Plan your income

A forecast distribution amount is regularly provided, and is currently estimated to be 0.363 cents per unit per month until June 2025. For illustrative purposes, the chart below represents income based on \$100K investment.

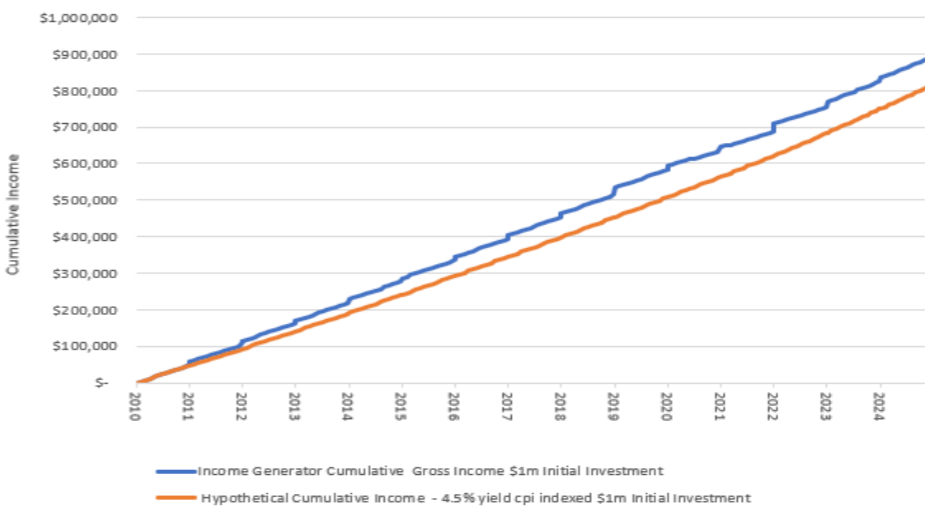


Total yield estimated to be 5.0% pa*

Any additional income is paid out in the 13th distribution in June and reinvested to grow capital.

*Effective yield is based on the unit price at the start of the period. It is important to note that the final annualised distribution yield will not be known until the end of the financial year, that the distribution yield estimate isn't guaranteed, and that it may change over the period due to market movements in the Fund unit prices. We base our estimate on assumptions set out at the end of this document, and you should be aware that if facts differ from our assumptions, the final distribution yield may differ from the estimate.

DESIGNED TO PROVIDE GROWING INCOME OVER TIME



Note: The cumulative distribution shown above is for investments in Platforms class (Class H), net of fees. The 13th distribution is automatically reinvested providing investors with an increased number of units
Source: AMP

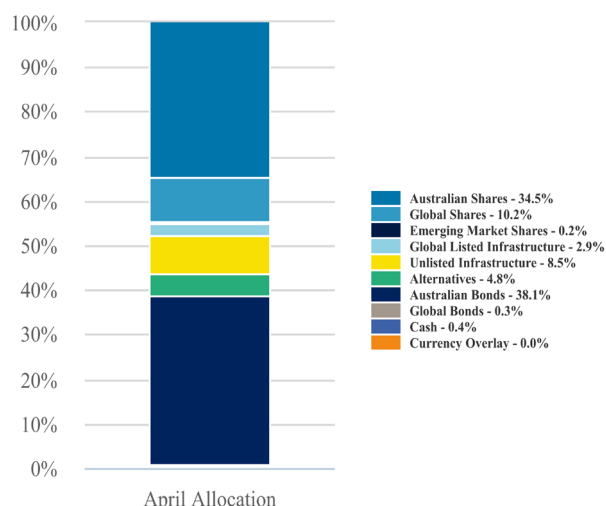
Here’s how the fund performed

	1mth %	3mth %	1yr %	3yr %	5yr %	Since Inception %*
Distribution	0.35	1.05	9.90	9.69	7.32	6.09
Growth	1.03	-0.35	-2.52	-4.26	-0.27	-0.62
Total Return	1.38	0.70	7.38	5.43	7.05	5.48

* Past performance is not a reliable indicator of future performance. The inception date for unit Class H is 25 February 2014. Performance is annualised for periods greater than one year. Total returns are calculated using the unit price which uses the net asset values for the relevant month end. This price may differ from the actual unit price for an investor applying for or redeeming an investment. Actual unit prices will be confirmed following any transaction by an investor. Returns quoted are before tax, after Class H fees and costs, and assume all distributions are reinvested.

TOP HOLDINGS	WEIGHT %
BHP Group Ltd	2.36
Commonwealth Bank of Australia	1.91
WESTPAC BANKING CORP	1.73
National Australia Bank Ltd	1.56
Telstra Group Ltd	1.34
Australia & New Zealand Banking Group Ltd	1.05
Rio Tinto Ltd	1.01
Medibank Pvt Ltd	1.00
QBE Insurance Group Ltd	0.90
Wesfarmers Ltd	0.82

COMBINING ASSETS TO DELIVER SUSTAINABLE INCOME



FUND DETAILS	
Inception date	25 February 2014
Strategy size	\$591.72 million
Distribution frequency	Monthly
APIR code	IPA0173AU
Buy/Sell spread	0.10/-0.12%
Suggested minimum investment timeframe	5 years
Investment objective	The Fund seeks to: - Deliver a return in excess of CPI +4.0% (before tax, after investment fees) over 10 years. - Perform in line with the internal performance benchmark (before tax and fees), i.e. the returns of the given market indices weighted by the SAA.

Portfolio manager



Stuart Eliot

Head of Portfolio Design & Management

Stuart brings more than 30 years of diverse financial markets experience to the stewardship of our client's funds. Before joining AMP in April 2022 he spent 12 years with Pandal Group where he was Senior Portfolio Manager, Multi-Asset Investments since 2016, and previously Portfolio Manager, Diversified Funds since 2009. Prior to joining Pandal, he held senior investment banking, trading and quantitative research roles, encompassing multiple asset classes, at several leading investment banks. Stuart holds a BCom (Actuarial Studies) from Macquarie University.



Jeronimo Harrison

Senior Portfolio Manager

Jeronimo joined AMP in 2016. His responsibilities include research, risk management, portfolio construction and generating trade recommendations. Prior to joining AMP, Jeronimo was an Investment Analyst within the AMP Group corporate venture capital fund. Jeronimo holds a double degree in Commerce (Finance) and Mechanical Engineering (Hons. Class 1) from the University of Sydney and is a CFA Charterholder.

CONTACT DETAILS

For more information on the Fund including fees, product features, benefits and risks talk to your adviser or call us on 133 267 or visit www.amp.com.au/investments

This document has been prepared by National Mutual Funds Management Ltd (ABN 32 006 787 720, AFSL 234652) (NMFML). While every care has been taken in the preparation of this document, NMFML makes no representation or warranty as to the accuracy or completeness of any statement in it including without limitation, any forecasts. This document has been prepared for the purpose of providing general information, without taking account of any particular investor's objectives, financial situation or needs. Investors should, before making any investment decisions, consider the appropriateness of the information in this document, and seek professional advice, having regard to their objectives, financial situation and needs.

ipac Asset Management Limited ABN 22 003 257 225, AFSL 234655) (IAML) is the responsible entity of the ipac Income Generator - Class H (Fund) and the issuer of the units in the Fund and the Product Disclosure Statement (PDS). To invest in the Fund, investors will need to obtain and consider the current PDS or other offer document for the relevant Fund available at amp.com.au/investments-pds. The PDS or offer document contains important information about investing in the Fund and it is important that investors read the PDS or offer document before making a decision about whether to acquire or continue to hold or dispose of units in the Fund. A target market determination has been made in respect of the Fund and is available at www.amp.com.au/investments-tmd. Neither IAML, NMFML nor any other company in the AMP Group guarantees the repayment of capital or the performance of any product or any particular rate of return referred to in this document. Past performance is not a reliable indicator of future performance.